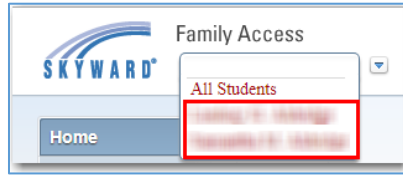
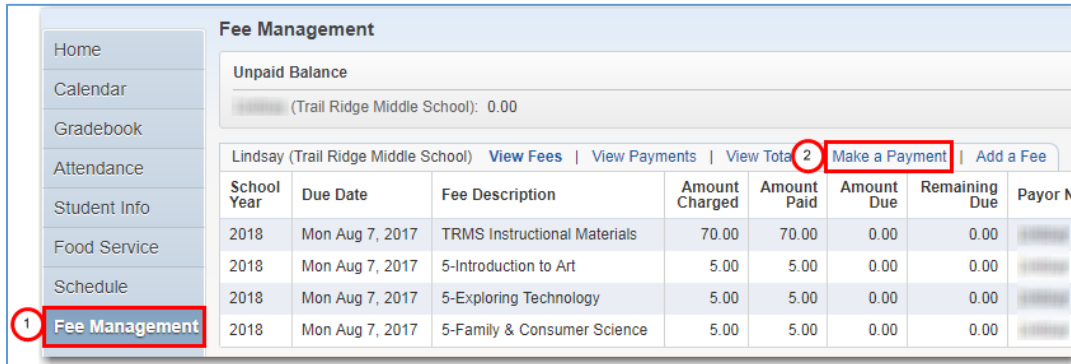


USD 231 Computer Damage Loss Coop Program Family Access Payment Instructions

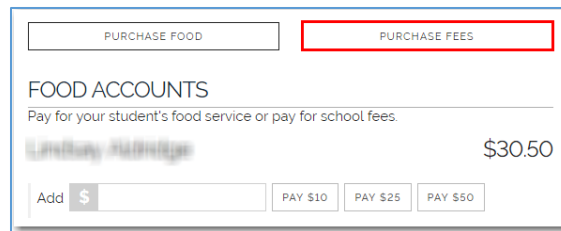
1. Log into Family Access and select your student's account



2. Click **Fee Management** → click **Make a Payment**



3. Online Webstore opens to your student's account → click **Purchase Fees**



4. Under **Optional** locate the **Computer Damage Loss Coop Program** fee → click **Pay \$25** → click **Add Selected to Cart** → click **Checkout** to complete the transaction

